

Warewashing

Single rinse rack type dishwasher, 200 racks/hour, electric, thermal - 50Hz (380-400V)

ITEM # _____

MODEL # _____

NAME # _____

SIS # _____

AIA # _____



520428 (ESR20EL5TL)

Single rinse Rack Type dishwasher, 200 racks/hour, 71 °C thermal label compliant, electric, Left> Right, 380-400V/50Hz/3N (APAC & LA)

520429 (ESR20ER5TL)

Single rinse Rack Type dishwasher, 200 racks/hour, 71 °C thermal label compliant, electric, Right> Left, 380-400V/50Hz/3N (APAC & LA)

Short Form Specification

Item No.

Unit to be Electrolux Professional single rinse rack type dishwasher. Operation direction from left to right or right to left. Single rinse with built-in stabilized pressure valve ensures the right rinsing pressure for optimum hygiene results. Powerful wash pump and specially designed wash spray arms guarantee cleaning. The unit is designed in compliance with NSF ANSI3 standard, thermal label test. Washing is done with water circulating at 65-70°C. Final rinsing is done with clean water heated up to 80-90°C. Low rinse water consumption of 1.5 liter per rack at maximum speed of 200 racks/hour. Double skin insulated door reduce heat and noise with easy internal access.

Main Features

- Adjustable feet for full access underneath the machine for cleaning.
- Easy-to-use control panel.
- The feeding direction can be either left to right or right to left as it's reversible on site.
- All internal components: wash and rinse arms, tank filters, curtains can be easily removed for cleaning.
- Maximum capacity per hour of 200 racks.
- Easy service from front and top.
- The unit is designed in compliance with NSF ANSI3 standard, thermal label test.

Construction

- All main components made in heavy duty anti-corrosive 304 type stainless steel: external front, side panels and internal chambers, wash and rinse arms, doors and rack transportation system.
- Dishwasher structure is held with stainless steel frame to provide long-term sturdiness.
- IPx4 water protection.
- The unit is built on modularity concept for easy to add dryer module on-site.
- Double skin insulated door reduces noise and heat loss.

Sustainability



- Auto-start/stop equipped in different zones ensures that the zone runs only when a rack is passing through it. This reduces water, energy, chemical consumption and noise.
- Single rinse with stabilized pressure valve guarantees rinse water consumption of 1.5 liters/rack regardless of inlet water pressure to ensure low energy, water, detergent and rinse aid consumption.
- Built-in stabilized pressure valve ensures constant pressure throughout the rinsing cycle regardless of inlet water pressure.

Optional Accessories

- Medium hot air blower without door for single rinse Rack Type Dishwasher, electric, 570mm, 4.5kW, 380-400V/50 Hz/3N (APAC & LA) PNC 888000 ☐

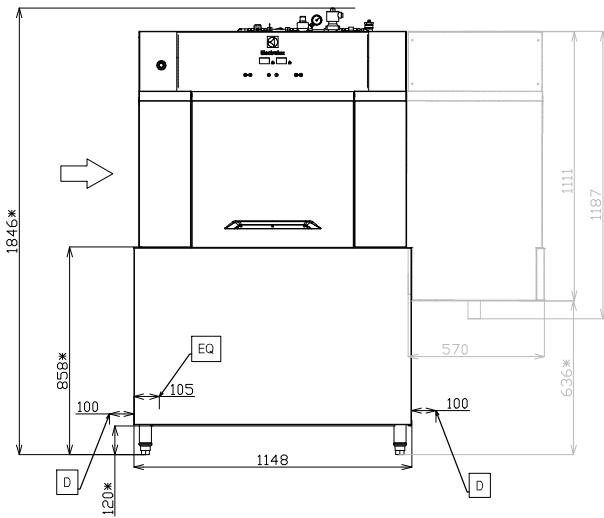
APPROVAL: _____



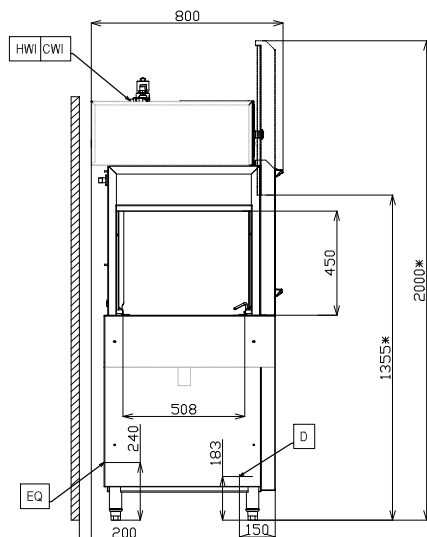
Electrolux
PROFESSIONAL

Warewashing
Single rinse rack type dishwasher, 200 racks/
hour, electric, thermal - 50Hz (380-400V)

Front

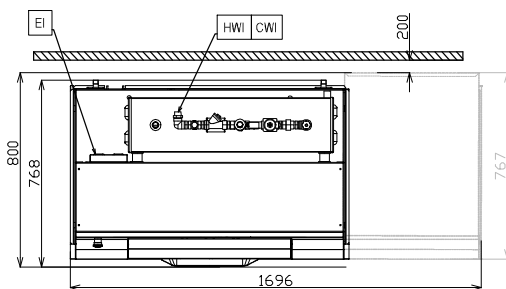


Side

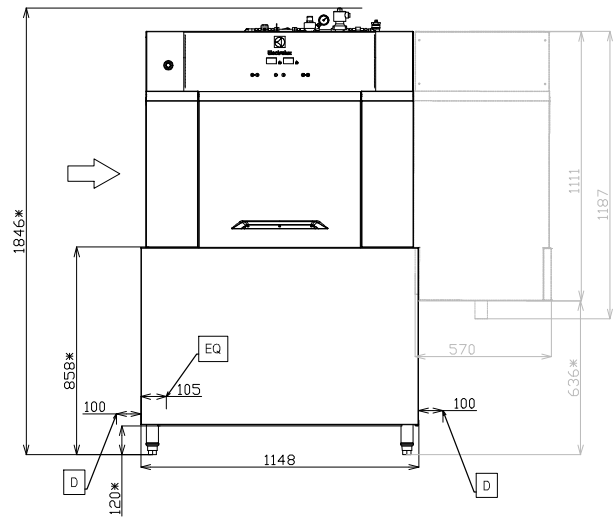


- CWI = Cold Water Inlet
- D = Drain
- EI = Electrical inlet (power)
- EO = Electrical Outlet
- EQ = Equipotential screw
- ES = Electrical signal IN/OUT
- HWI = Hot water inlet
- U = USB port

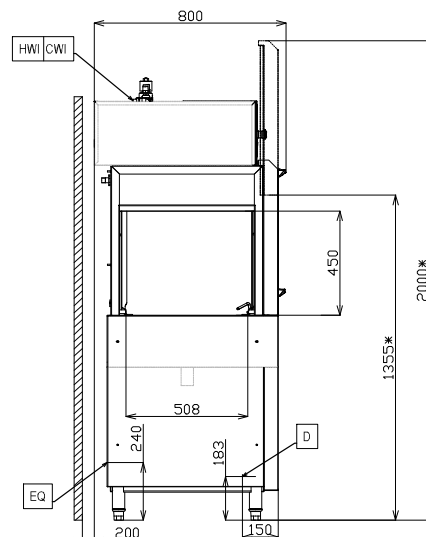
Top



Front

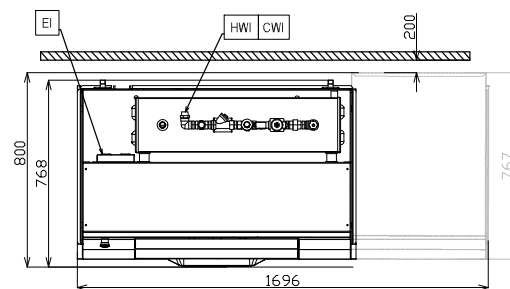


Side



- CWI = Cold Water Inlet
- D = Drain
- EI = Electrical inlet (power)
- EO = Electrical Outlet
- EQ = Equipotential screw
- ES = Electrical signal IN/OUT
- HWI = Hot water inlet
- U = USB port

Top





Electrolux
PROFESSIONAL

Warewashing
Single rinse rack type dishwasher, 200 racks/
hour, electric, thermal - 50Hz (380-400V)

Electric

Supply voltage:	380-400 V/3N ph/50 Hz
Wash tank heating elements:	12 kW
Default Installed Power:	50.5 kW
Wash pump size:	1.9 kW

Water:

The higher the temperature, the faster the warm-up time.
Recommended temperature of 50°C.

Inlet hot water line size:	ISO 3/4" G
Drain line size:	2"
Inlet water supply pressure:	1-6 bar
Inlet water supply temperature (wash and rinse):	10 - 60°C
Inlet water supply hardness:	0 °fH / 0°dH
Flow rate of wash pump:	500 l/min
Wash tank size:	90 l
Rinse water consumption:	300 l/h

Key Information:

Height with door open:	2000 mm
Charging hole size (width):	508 mm
External dimensions, Width:	1148 mm
External dimensions, Depth:	800 mm
External dimensions, Height:	1846 mm
Charging hole size (height):	450 mm
Net weight:	258 kg
Shipping weight:	342.5 kg
Shipping height:	2010 mm
Shipping width:	850 mm
Shipping depth:	1460 mm
Shipping volume:	2.49 m ³
Productivity per hour (max speed):	200racks/3600dishes
1st wash temperature:	
Rinsing temperature:	80-90 °C

Air Emission:

Air humidity:	
520428 (ESR20EL5TL)	100%
520429 (ESR20ER5TL)	100%
Air flow:	
520428 (ESR20EL5TL)	170 m ³ /h
520429 (ESR20ER5TL)	170 m ³ /h
Air temperature:	45 °C

Sustainability

Rinse water consumption at max speed (l/rack):



Warewashing
Single rinse rack type dishwasher, 200 racks/hour, electric, thermal -
50Hz (380-400V)
The company reserves the right to make modifications to the products
without prior notice. All information correct at time of printing.

2026.02.16